

Going Into Grades 1 & 2

2025 Summer Work: Choice Boards



Student's Full Name:

Grade Level/Homeroom:

Directions: On each board, complete four in a row (or diagonally). Mark them off with a crayon or marker! Draw or take pictures of what you do and create your own Google Slide scrapbook [here](#) (if you want to do it on the computer) or [here](#) (if you want to do it in print)! On the first day of school, submit your completed choice boards to the main office, and show your scrapbook to your teacher (either print or email)! Every choice board completed will receive a certificate and receive fun prizes!

Literacy Choice Board

Going into Grades 1 and 2

East Greenwich School District

Read a book outside.
Discuss the problem and solution.



Be a digraph detective. Look in a book or magazine. Make a list of words you find.



Draw yourself and write 3-5 sentences describing yourself.



Read a book to a stuffed animal or a person.
Identify the ...
Setting > Where and when the story take place
Characters > The people or animals in the story

Write 3-4 complete sentences using verbs and nouns.

Nouns: person, place or thing

Verbs: actions

Pick 5 sight words or Foundations trick words and write a sentence using the word.



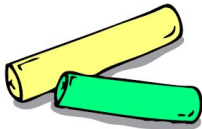
Write a letter to your future teacher.



Identifying Rhymes
Parent says the words.
Child gives thumbs up or down.

Bin, chin; bell, fell; tow, me;
cat, mat; knit, bit; met, wet

Use shaving cream or sidewalk chalk to write Sight Word or Foundations trick words. See word lists attached.



Segmenting Syllables
Parent says the word.
Child separates the word into syllables and names how many.

Words: week, needle, little, water, another, also, we, December, January, go

What's That Sound?
The parent will say a word and the child will identify the beginning, final, or medial (middle) sound.
Ex.: What is the beginning sound of the word cat? /c/
Say 10 CVC words

Letter Formation
Use shaving cream or sidewalk chalk to practice writing the letters.

See the letter formation resource attached.

Write a story that has a beginning, middle, and end.
Add a drawing that supports your story.

Write a postcard from vacation.

Tell us about your trip.

Mail it to:
Jeffrey Clark School
Attn: Curriculum Office
7 Quaker Road
Mickleton, NJ 08056



Lights out! Grab a flashlight and read in the dark. You can read a book or a children's magazine.

Go onto Teach Your Monster How to Read and practice some skills



Literacy Choice Board Resources

Going into Grades 1 and 2
East Greenwich School District

Journeys Sight Words

Going into Grade 1

I like the and one our day off do put see we a to play have little
look she he said ask come me no with my was you what too are now
some by all out is how find this of so many from came but on his
will be go for into saw where that your who here they soon up as
or very has make them give play say new show walk said was then
good ate could went she over her all when some only their he away
must no by there help every just down

(Beginner Sight Words)

Literacy Choice Board Resources



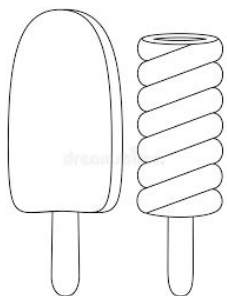


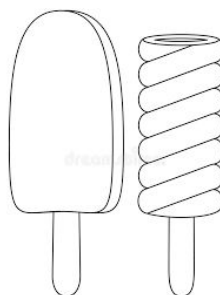

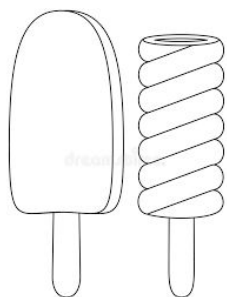



Going into Grades 1 and 2
East Greenwich School District

Foundations Trick Words		
Going into Grade 1		Going into Grade 2
a	and	a, about, also, and, another, any, are, as, be, been, being, between, by, called, come, could, day, do, does, down, each, first, for, friend, from, good, has, have, he, her, here, his, how, I, into, is, little, look, many, may, me, month, Mr., Mrs., my, new, none, nothing, now, number, of, one, or, other, our, out, over, own, people, put, said, say, says, see, she, should, some, the, their, there, they, to, too, try, two, very, want, was, water, way, we, were, what, when, where, who, why, word, work, would, write, you, your
are	as	
be	by	
do	for	
from	has	
have	he	
his	I	
is	me	
my	of	
one	or	
she	the	
they	to	
was	we	
you		
(Level K Foundations)		(Level 1 Foundations)



Book Tracker

Have you read a book? Track the books you read or listened to by coloring the popsicles on this page.



Math Choice Board

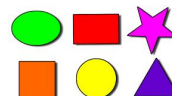
Bake a yummy treat with your family. Use the recipe to measure the ingredients!



Shaving Cream Math
Write numbers and draw shapes in shaving cream on a table!



Go on a shape walk either outside or inside. Find a shape, say what the shape is, and describe the shape.



Play Roll and Build. Roll a dice and count out the same number of blocks. Add the blocks to make a tower!



Write numbers on Post-Its and put them in order to create a number line.



Play a card game with your friends or family.



Ask your family and friends what their favorite summer activity is (bike riding, swimming, hiking, canoeing, etc.)

Create a tally chart and bar graph with the data!

Practice counting with pieces of cereal, buttons, Barbie shoes, Legos, etc.




Practice addition and subtraction problems in the sand at the beach!



Go shopping with your family and use a paper and pencil to add up the total cost! Then, pay at the register!

Read a picture book about Math!



Practice addition and subtraction online at toytheater.com



Rainbow Number Write
Write and trace as many numbers as you can with all the colors of the rainbow! You can use markers or crayons.

Play a board game with your friends or family.



Measure how tall each person in your family is with blocks or cans!



Line up your stuffed animals from tallest to shortest!



STEAM Choice Board

Going into Grades 1 and 2
East Greenwich School District

Foil Art

Paint or draw with sharpies on tin foil.



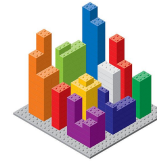
Frozen Paint

Put paint in an ice cube tray with a popsicle stick in each cube. Once it is frozen, get it out and paint with it on paper.



Block City

Build a city with blocks. Make houses, stores, and other places you like to visit in your town!



Make bubble solution with 1 spoon of dish soap and $\frac{1}{2}$ cup of water. Use dry rigatoni for a bubble blower!



With your family, test objects in water to see if they float or sink! Try: Spoon, sponge, toy, leaf, block, etc.

Create 3D art with empty toilet paper rolls, paper towel rolls, etc. Add ribbons, colored paper, etc!

Noodle Sensory Bin

Place dry noodles in a bin. Add measuring cups, tongs, and bowls to the tub!

Giant Self Portrait

Get a big piece of paper or tape smaller pieces together. Ask a family member to trace your outline on the paper, and then color!

Sensory Bag

Put paint or hair gel in a bag with food coloring. Add glitter! Zip and tape it closed.

Make your own comic book!



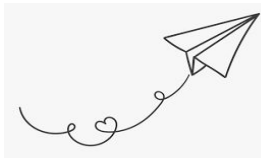
Write a song!



Think of an item you could not live without! Research to find out who invented it, why, and when it was invented!

Design an invention! Draw a picture, write about how it would make life better, and even build it!

Design and create paper airplanes! Fly them outside!



Take a virtual or real life field trip to a zoo or museum!



Build a boat using JUST tin foil, and try to make a penny float on it!

